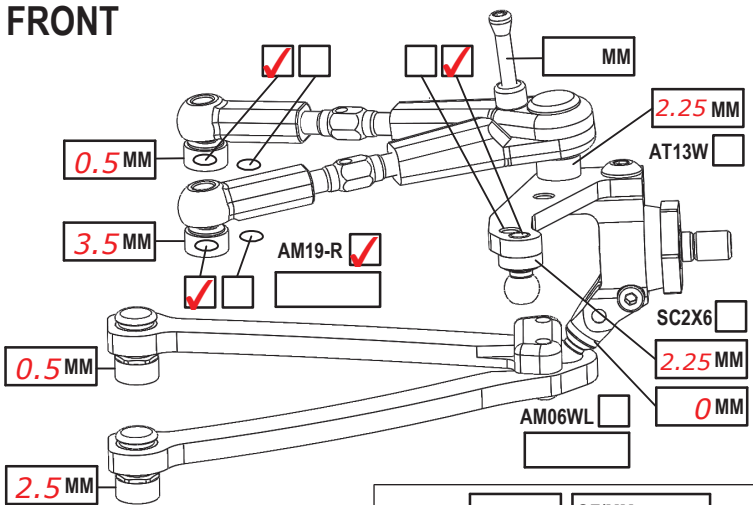


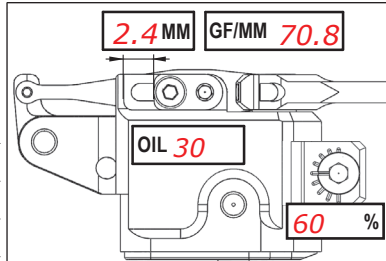
NAME **NAOKI TSUBONO**
 COUNTRY **JAPAN**
 RACE **TM Circuit Wakayama Monthly Race**
 TRACK **TM Circuit Wakayama**

DATE **2024/6/2** TEMP. °C AIR / TRACK /
 TRACK SURFACE ASPHALT CARPET
 TRACK LAYOUT TECHNICAL MIXED FAST
 TRACTION LOW MEDIUM HIGH

FRONT

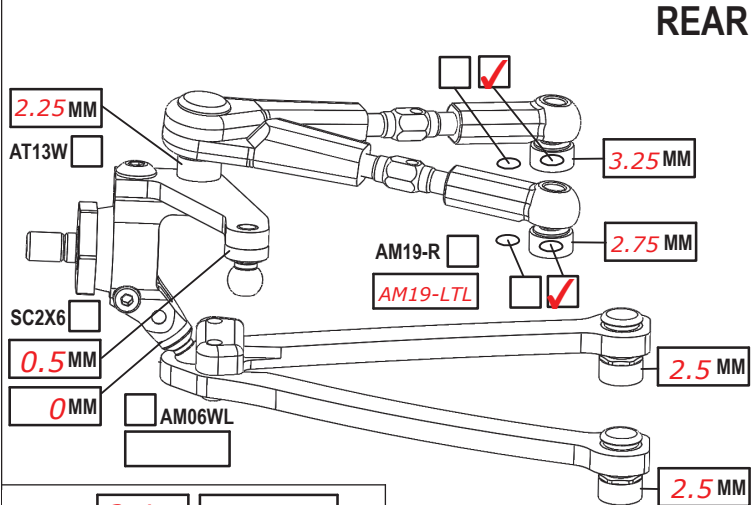


CAMBER ANGLE / ° **2**
 CASTER ANGLE / ° **3**
 TOE ANGLE / ° **-1**
 RIDE HEIGHT / MM **5.0**
 DOWNSTOP / MM **5.2**
 ANTI-ROLL BAR Ø / MM **1.1**
 ARB STIFFENER 1/4 1/2 3/4 1
 LOWER ARM EXTENSION **0MM**
 STEER. ARM AM14LS
 WHEEL SPACER / MM **0**
 DRIVE SPOOL DIFF
 DRIVE POSITION UP DOWN
 DIFF OIL DIFF SHIMS

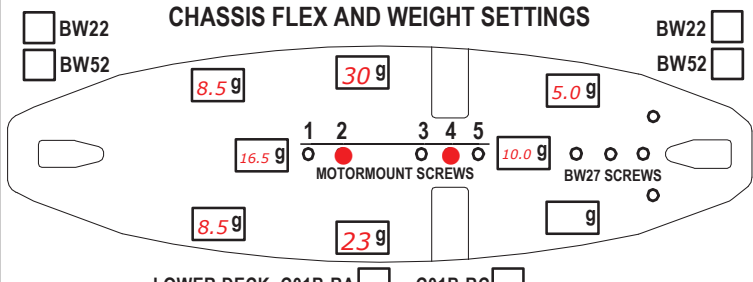
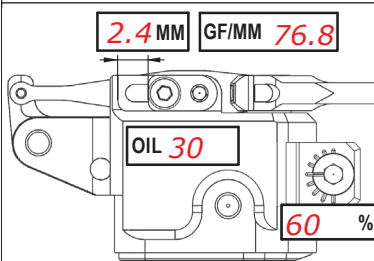


SHOCKS SETUP
 DAMPER D3
 ROTOR 2 HOLES
 SPRING STD S
 SRS/RHS ARR. I II
 PSS SETUP 25% 15%
 DAMPING LINEAR PROGRESSIVE
 C45 YES NO
 2ND SPRING SPR-P1

REAR



CAMBER ANGLE / ° **2**
 CASTER ANGLE / ° **-3**
 TOE ANGLE / ° **1.5**
 RIDE HEIGHT / MM **5.2**
 DOWNSTOP / MM **4.8**
 ANTI-ROLL BAR Ø / MM **1.1**
 ARB STIFFENER 1/4 1/2 3/4 1
 LOWER ARM EXTENSION **-1MM**
 STEER. ARM AM23-R
 WHEEL SPACER / MM **0**
 DRIVE (surprise us) **Diff**
 DRIVE POSITION UP DOWN
 DIFF OIL **6000** DIFF SHIMS **normal**



CHASSIS FLEX AND WEIGHT SETTINGS
 BW22 BW22
 BW52 BW52
 LOWER DECK C01B-RA C01B-RC
 BUMPER TOP PLATE CUT
 C26 C26
 FRONT TOP DECK C127S C127 REAR TOP DECK C127S C127
 SINGLE TOP DECK C27MMX

TIRES **RUSH 28X**
 INSERTS
 WHEELS
 ADDITIVE TIME - FR RR
 TOTAL WEIGHT **1308g** WEIGHT DISTRIBUTION F **50** % R **50** %
 NOTES:

MOTOR LATERAL SHIFT / MM
 MOTOR **G style 17.5**
 SPUR PINION RATIO **0.00**
 BODY **Twister UL**
 WING **Twister UL**
 ESC **HW G2S**
 ESC SETTING
 BEST LAP TIME QUALIF./FINAL POSITION **1 / 1**
 ACKERMANN SHIMS / MM
 SERVO **PGS-LH2**
 STEER TRAVEL IN **27** OUT
 BATTERY **NOSRAM**
 RECEIVER **RX-492i**
 RADIO **M17**

COMMENTS:
RCM-AFEP-MMX MOTORMOUNT SCREWS 4: hollow screw
RCM-FESCP-AC
RCM-A800R-FCW